



TP 215 MOBILE T


TURNTABLE • DIESEL

Our TP 215 Mobile 8" in-liner with twin axle and turntable is just one possible variant. Axles are supplied by AL-KO. Like our other mobile wood chippers, this model is also CoC type certified.

The turntable makes it easy to alter your work angle in relation to the position of the material. The machine is fitted

with rotary flashing lights to warn traffic of your presence when working by the roadside.

The wood chipper is well-balanced and stable during operation. It also has very good traction during transport. The optional TP Vario-spout gives you even greater flexibility.



Work angle turnaround



216 mm



59 HP



4-14 mm



1800 kg




Mechanical 225° turntable with 10 stops



Ergonomic design with easy handle for quick and safe turnaround access

FEATURES

- The only 8" turntable in it's class
- Wide funnel 1176 mm
– low infeed-height 810 mm
- Twin axle – straight or high adjustable drawbar
- Service platform / easy access
- Flexible/turnable
- TP Vario spout – flexible out-put height
- TP Pilot+ functions



Techsheets

INNOVATIVE CO-PILOT

TP PILOT+ IS STANDARD FOR TP 215/280 MOBILE

Our new Pilot+ is a simple digital computer. It displays what you need to know while being capable of doing much more than you can see.

We have developed three very unusual features that make TP and Pilot+ very unique.

RANGE CONTROL

- Lower noise in standby
- Decrease engine speed to 50% when machine has been inactive for 10 seconds
- Environmentally and operator friendly

AUTO REVERSE

- Prevent jamming of the infeed
- Reversing of the infeed rollers for 0.25 seconds
- Standard function

LOW NOISE FUNCTION

- Chipping with 80% rotation speed
- Perfect for smaller jobs
- Environmentally and operator friendly

NEW



FEATURES FOR TP 215 - TP 280



GENERAL FEATURES

TP 215/280 WHEELED AND TRACKED VARIANTS

- Stage V Compliant
- EC vehicle Type-approval Certificate
- Overrun braked trailer (hot-dip-galvanized) from AL-KO
- High capacity (20/25 m³/hour)
- Safety first – TP-E-Stop



TP PILOT+

PROBLEM-FREE OPERATION (NEW GENERATION)

- No stress control
- Fuel level
- Jobtimer
- Service information
- Start-up and operating mode
- Engine fault
- TP E-Stop activated

See page 15 for further functions.



TP STARTER™

PROLONGS ENGINE LIFE-TIME

- Automatic clutch system coupling/ uncoupling belts
- Easy machine start-up/shut-down



TP OPTICUT

DISPLACED BLADES (BLADE SYSTEM)

- Displaced blades (4 pcs.) constantly engaging material
- Less vibrations / steadier strain
- Optimized and low fuel consumption
- Uniform chip quality



TP TWIN DISC™

DOUBLE THE DISCS – DOUBLE THE STRENGTH

- Light weight with heavy weight ranking
- Unique and solid construction inspired by the bees
- Strong out-blow




TP VARIO SPOUT™

ADJUSTABLE HEIGHT FOR FLEXIBLE OUT-PUT

- Variable out-put heights (max. height 2420 mm)
- 270° rotation
- Low storage/transport position (from 1980 mm)

For TP280 electrical adjustable Vario Spout is standard.

For TP215 the Vario Spout is manually.



STRONG ROLLERS

INFEED ROLLERS MADE OF HARDOX STEEL

- Two infeed rollers
- Roller opening:
TP 215: 216x265 mm (horizontal)
TP 280: 280x280 mm (vertical)
- Hydraulic adjustable infeed speed (chip size 4-16 mm)
- Two strong springs on TP 215 Mobile and three on TP 280



TP EASY CONTROL

RESET - REVERSE - GO FUNCTION

- Quick and easy electronic re-start after activation of safety bar
- Placed on both sides of the funnel
- Reset for optional safety



EASY & SAFE SERVICE

SERVICE FRIENDLY LIKE NO OTHER

- 1 tool - 4 knives - 5 minutes (rotor lock eases the job)
- Easy access for daily maintenance and lubrication
- No need for special tools
- Engine and machine components fully protected



EMISSION

CLEAN WORKING ENVIRONMENT

- Exhaust through spout - operator stays clear of exhaust
- Diesel particle filter



HYDRAULIC SYSTEM

GREATER EFFECT AND OPERATIONAL RELIABILITY

- Integrated hydraulic system with it's own pump, tank, and filter
- Ensures correct pressure and oil level
- Minimizes power consumption
- Oil cooler for optimal working temperature - long life



WARRANTY

3 YEAR WARRANTY

- Extended for essential components
- Contract further buys
- Comfort for quality

COMPARE MODELS



	TP 215 MOBILE	TP 215 MOBILE T	TP 215 TRACK
Max. wood diameter	216 mm	216 mm	216 mm
Roller opening	216 x 265 mm	216 x 265 mm	216 x 265 mm
Engine make	Hatz 3H50TICD	Hatz 3H50TICD	Hatz 3H50TICD
Engine power HP/kW	59 HP / 44 kW	59 HP / 44 kW	59 HP / 44 kW
Number of cylinders	3	3	3
Torque	203 Nm	203 Nm	203 Nm
Control unit	TP STARTER/TP PILOT +	TP STARTER/TP PILOT +	TP STARTER/TP PILOT+
Fuel	Diesel	Diesel	Diesel
Tank size	52 litres	52 litres	52 litres
Fuel consumption	4 L/h (210g/kWh)	4 L/h (210g/kWh)	4 L/h (210g/kWh)
Capacity/hour	20 m ³	20 m ³	20 m ³
Woodchip size	4-14 mm	4-14 mm	4-14 mm
Adjustable woodchip size	Yes	Yes	Yes
Woodchip standard	G30/G50/G100*	G30/G50/G100*	G30/G50/G100*
Feed rollers	2	2	2
Roller position	Horizontal	Horizontal	Horizontal
Chipper type	Disc chipper	Disc chipper	Disc chipper
In-feed angle	Parallel to direction of travel	Parallel to direction of travel	Parallel to direction of travel
Chipping angle	90°	90°	90°
TP E-STOP™	Yes	Yes	Yes
TP EASY CONTROL™	Optional	Optional	Optional
TP OPTICUT	Yes	Yes	Yes
Number of knives / counterknives	4 / 3	4 / 3	4 / 3
Disc diameter / weight	760 mm / 140 kg	760 mm / 140 kg	760 mm / 140 kg
Noise level, in acc. with directive 2000/14/EC	125 dB	125 dB	125 dB
Infeed hopper width	1176 mm	1176 mm	1176 mm
Funnel height (above ground)	684 mm	810 mm	679 mm
TP VARIO SPOUT	Optional	Optional	Optional
Weight	1400 kg	1800 kg	1500 kg
Width (operation, max.)	1705 mm	1735 mm	1150 mm (1350 mm)
Height (operation, max.)	1983 mm (2716 mm)	2121 mm (2852 mm)	1892 mm (2625 mm)
Length (operation)	4395 mm (4994 mm)	4316 mm (4914 mm)	2625 mm (3365 mm)

*Requires a fitted TP CHIP KIT (optional).

To learn more about TP CHIP KIT and G standards, go to www.tpchipper.com



	TP 280 MOBILE	TP 280 MOBILE T
Max. wood diameter	280 mm	280 mm
Roller opening	280 x 280 mm	280 x 280 mm
Engine make	Hatz 4H50TICD	Hatz 4H50TICD
Engine power HP/kW	74 HP / 55 kW	74 HP / 55 kW
Number of cylinders	4	4
Torque	240 Nm	240 Nm
Control unit	TP PILOT+	TP PILOT+
Fuel	Diesel	Diesel
Tank size	75 litres	75 litres
Fuel consumption	6 L/h (210g/kWh)	6 L/h (210g/kWh)
Capacity/hour	25 m ³	25 m ³
Woodchip size	6-16 mm	6-16 mm
Adjustable woodchip size	Yes	Yes
Woodchip standard	G30/G50/G100*	G30/G50/G100*
Feed rollers	2	2
Roller position	Vertical	Vertical
Chipper type	Disc chipper	Disc chipper
In-feed angle	Parallel to direction of travel	Parallel to direction of travel
Chipping angle	90°	90°
TP E-STOP™	Yes	Yes
TP EASY CONTROL™	Yes	Yes
TP OPTICUT	Yes	Yes
Number of knives / counterknives	4 / 2	4 / 2
Disc diameter/weight	835 mm / 193 kg	835 mm / 193 kg
Noise level, in acc. with directive 2000/14/EC	125 dB	125 dB
Infeed hopper width	1176 mm	1176 mm
Funnel height (above ground)	736 mm	822 mm
TP VARIO SPOUT	Yes / Optional	Yes / Optional
Weight	1900 kg	2400 kg
Width (operation, max.)	1971 mm	2003 mm
Height (operation, max.)	2379 mm (3484 mm)	2461 mm (3568 mm)
Length (operation)	4680 mm (5599 mm)	4659 mm (5579 mm)

*Requires a fitted TP CHIP KIT (optional).

To learn more about TP CHIP KIT and G standards, go to www.tpchipper.com

